

# Third Quarter 2012 Results

**WEBCAST – CONFERENCE CALL**  
**November 8<sup>th</sup>, 2012**

Miguel Martínez - CFO





**REPSOL**



# Disclaimer



ALL RIGHTS ARE RESERVED

© REPSOL, S.A. 2012

*Repsol, S.A. is the exclusive owner of this document. No part of this document may be reproduced (including photocopying), stored, duplicated, copied, distributed or introduced into a retrieval system of any nature or transmitted in any form or by any means without the prior written permission of Repsol, S.A.*

*This document does not constitute an offer or invitation to purchase or subscribe shares, in accordance with the provisions of the Spanish Securities Market Law (Law 24/1988, of July 28, as amended and restated) and its implementing regulations. In addition, this document does not constitute an offer of purchase, sale or exchange, nor a request for an offer of purchase, sale or exchange of securities in any other jurisdiction.*

*This document contains statements that Repsol believes constitute forward-looking statements which may include statements regarding the intent, belief, or current expectations of Repsol and its management, including statements with respect to trends affecting Repsol's financial condition, financial ratios, results of operations, business, strategy, geographic concentration, production volume and reserves, capital expenditures, costs savings, investments and dividend payout policies. These forward-looking statements may also include assumptions regarding future economic and other conditions, such as future crude oil and other prices, refining and marketing margins and exchange rates and are generally identified by the words "expects", "anticipates", "forecasts", "believes", "estimates", "notices" and similar expressions. These statements are not guarantees of future performance, prices, margins, exchange rates or other events and are subject to material risks, uncertainties, changes and other factors which may be beyond Repsol's control or may be difficult to predict. Within those risks are those factors and circumstances described in the filings made by Repsol and its affiliates with the Comisión Nacional del Mercado de Valores in Spain, the Comisión Nacional de Valores in Argentina, the Securities and Exchange Commission in the United States and with any other supervisory authority of those markets where the securities issued by Repsol and/or its affiliates are listed.*

*Repsol does not undertake to publicly update or revise these forward-looking statements even if experience or future changes make it clear that the projected performance, conditions or events expressed or implied therein will not be realized.*

*The information contained in the document has not been verified or revised by the Auditors of Repsol.*

# Agenda

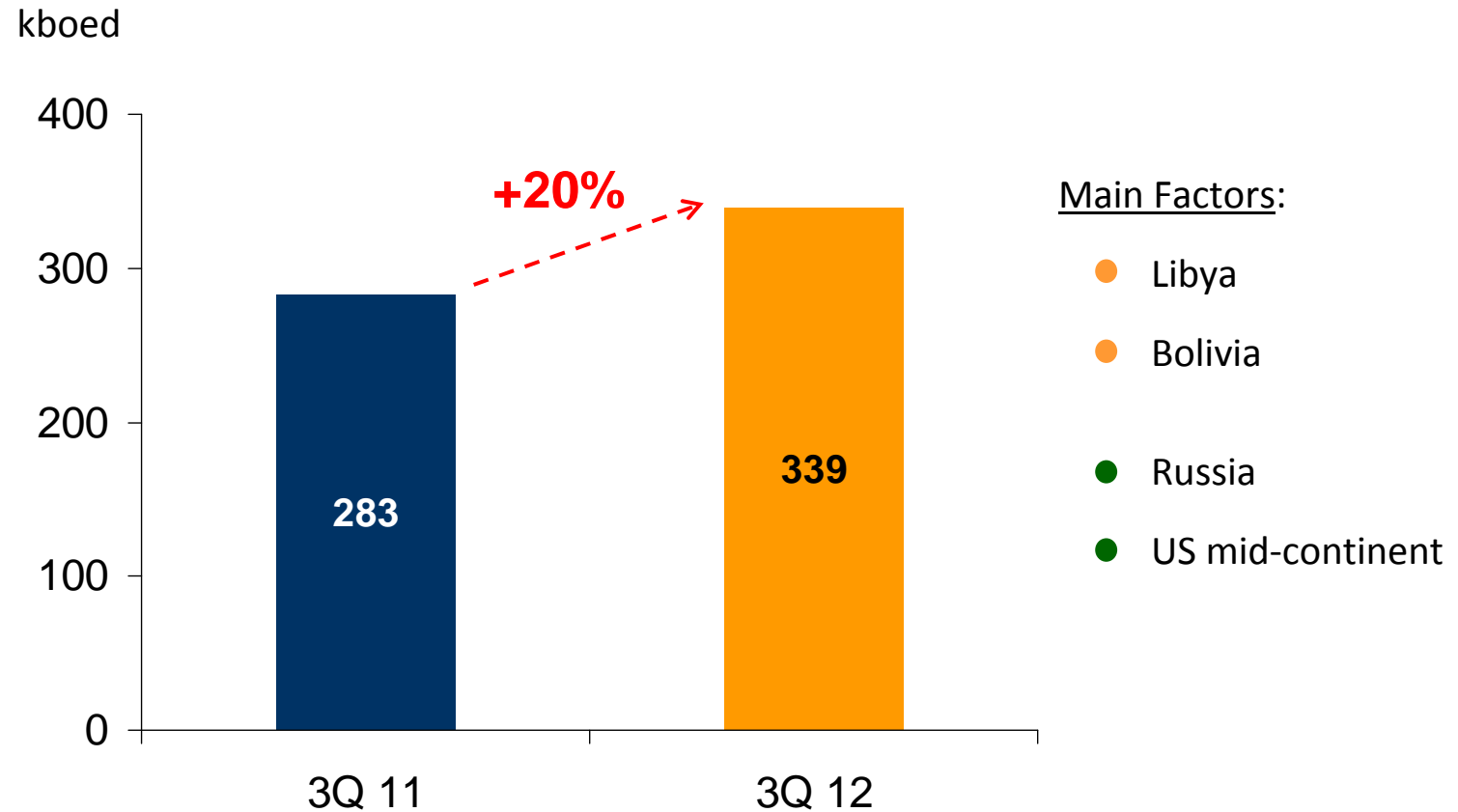
- 1. Operational activity**
- 2. Financial Situation**
- 3. 3Q 2012 Results**

# Agenda

- 1. Operational activity**
2. Financial Situation
3. 3Q 2012 Results

# Operational activity

## Upstream: Production



**5 of the 10 strategic development projects in production by the end of 2012**

# Operational activity

## Upstream: Exploratory activity

### Discoveries 2012

- Sagari (Peru), Pao de Azucar (Brazil), TIHS1 (Algeria), Chipiron T2 and Caño Rondon Este (Colombia)
- **300 MBOE yearly contingent resources target achieved**

### Rigs

- Two new deep-water rigs contracted

### Drilling wells

- Mapi (Peru), Sagitario (block Santos 50, Brazil), Teso 1 (block SE Illizi, Algeria)

### New acreage

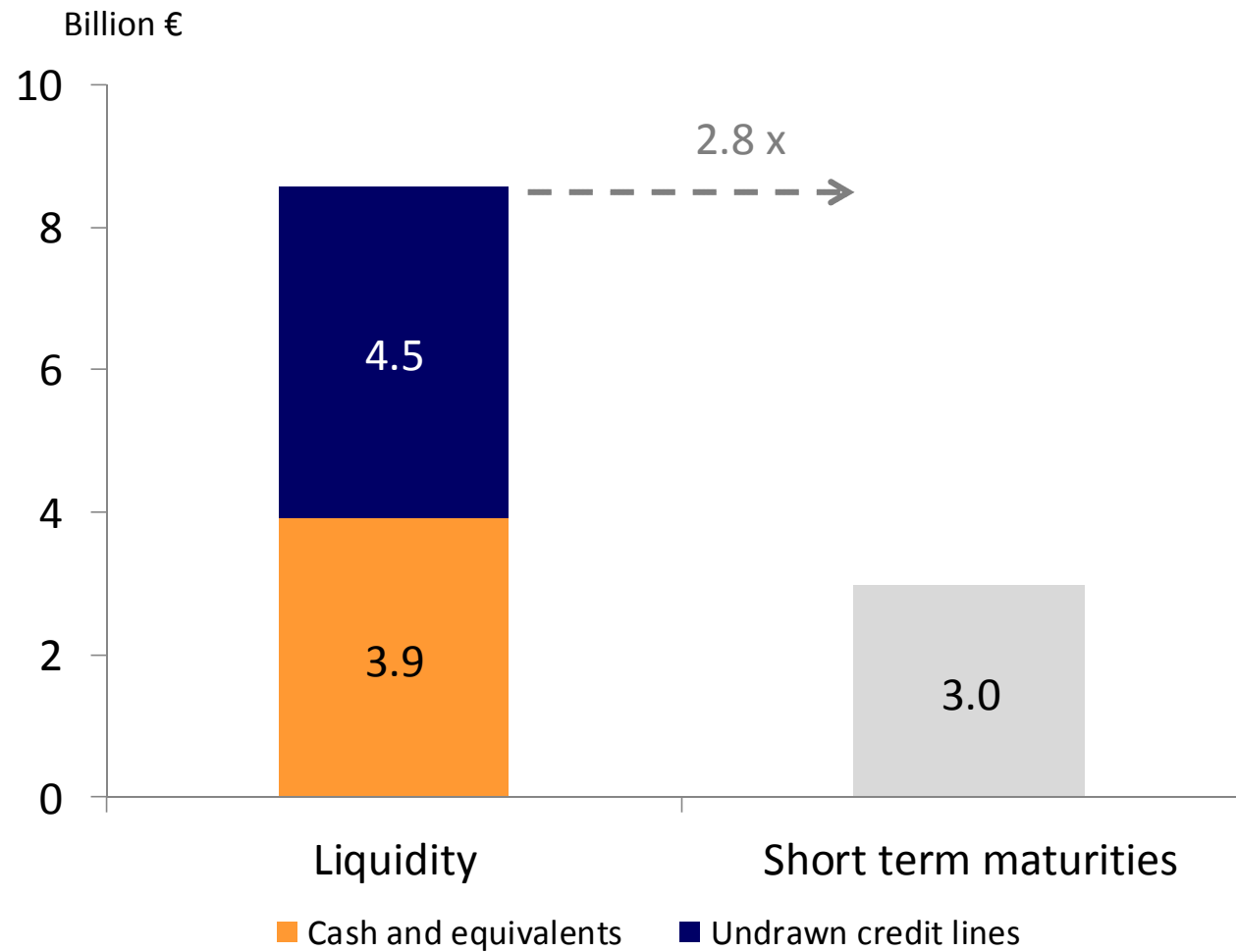
- **Acreage replacement goals fulfilled:** 23 new blocks already ratified in 2012

# Agenda

1. Operational activity
- 2. Financial Situation**
3. 3Q 2012 Results

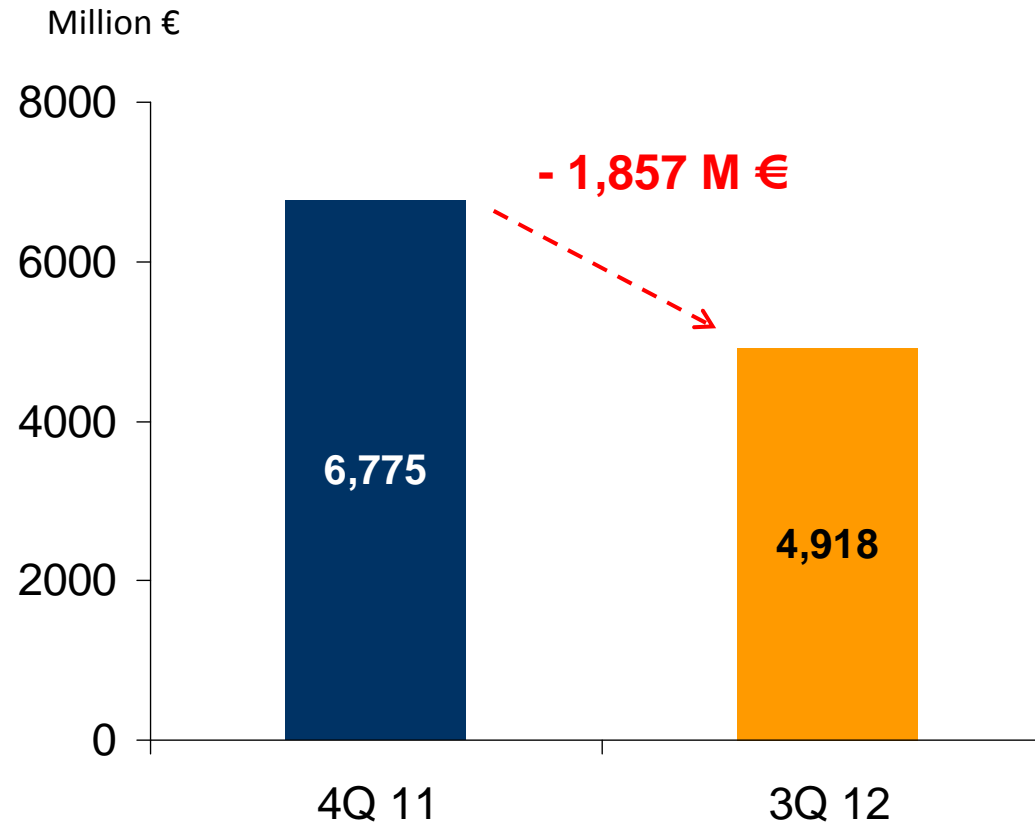


# Liquidity position



**No need of additional financing until 2014**

# Net debt



**Cumulative EBITDA, excluding Gas Natural, generated during 2012, has almost covered our investments, taxes, net dividend payments and interest and leasing expenses**

# Actions to strengthen the Balance Sheet



<b>Divestments</b>	Chile LPG Ecuador 20% W.I. Block 16 } 551 M € (*)
<b>Adjusted dividend policy (pay-out, scrip dividend)</b>	63,64% (acceptance rate)
<b>Conversion of preferred shares</b>	Dependent upon LNG disposal
<b>Working capital optimization</b>	Ongoing
<b>Sale of treasury stock</b>	5% (1.4 B €)

**Repsol rating reiterated during 3Q**

(\*) more than 20% of the asset disposal program included in the 5 years Strategic Plan

# Agenda

1. Operational activity
2. Financial Situation
- 3. 3Q 2012 Results**

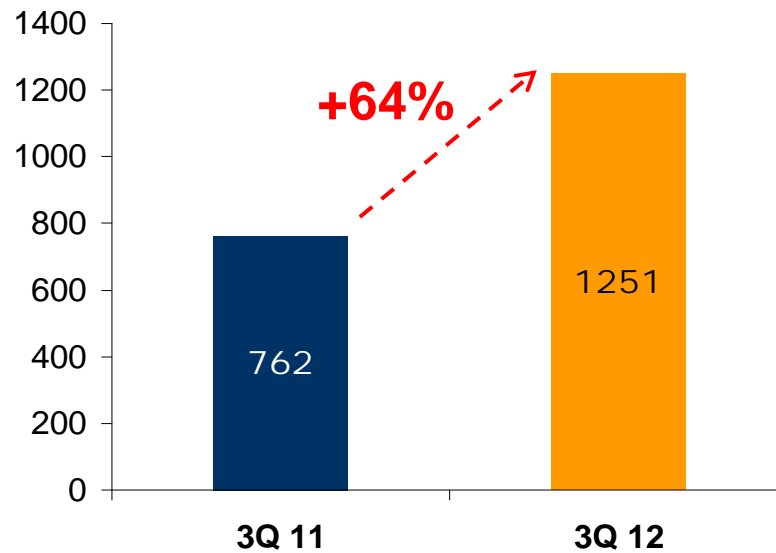
# 3Q12 Results

(ex YPF and ex YPF Gas)

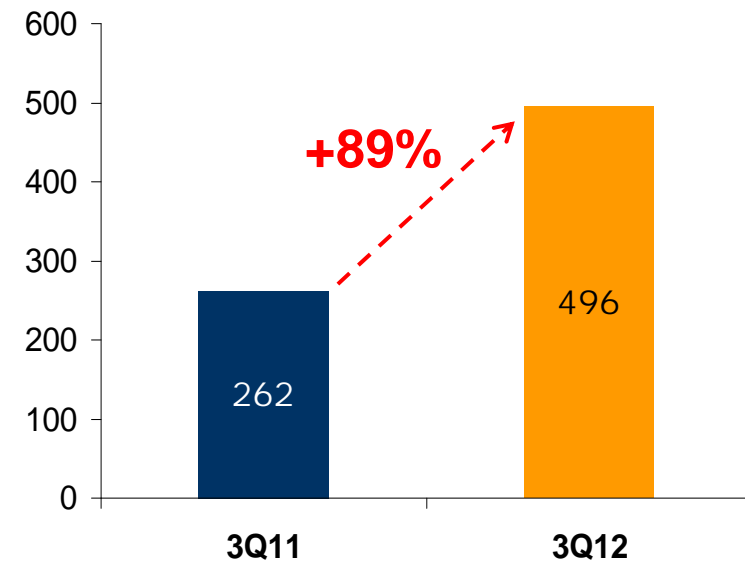


Million €

### CCS Adjusted Operating Income

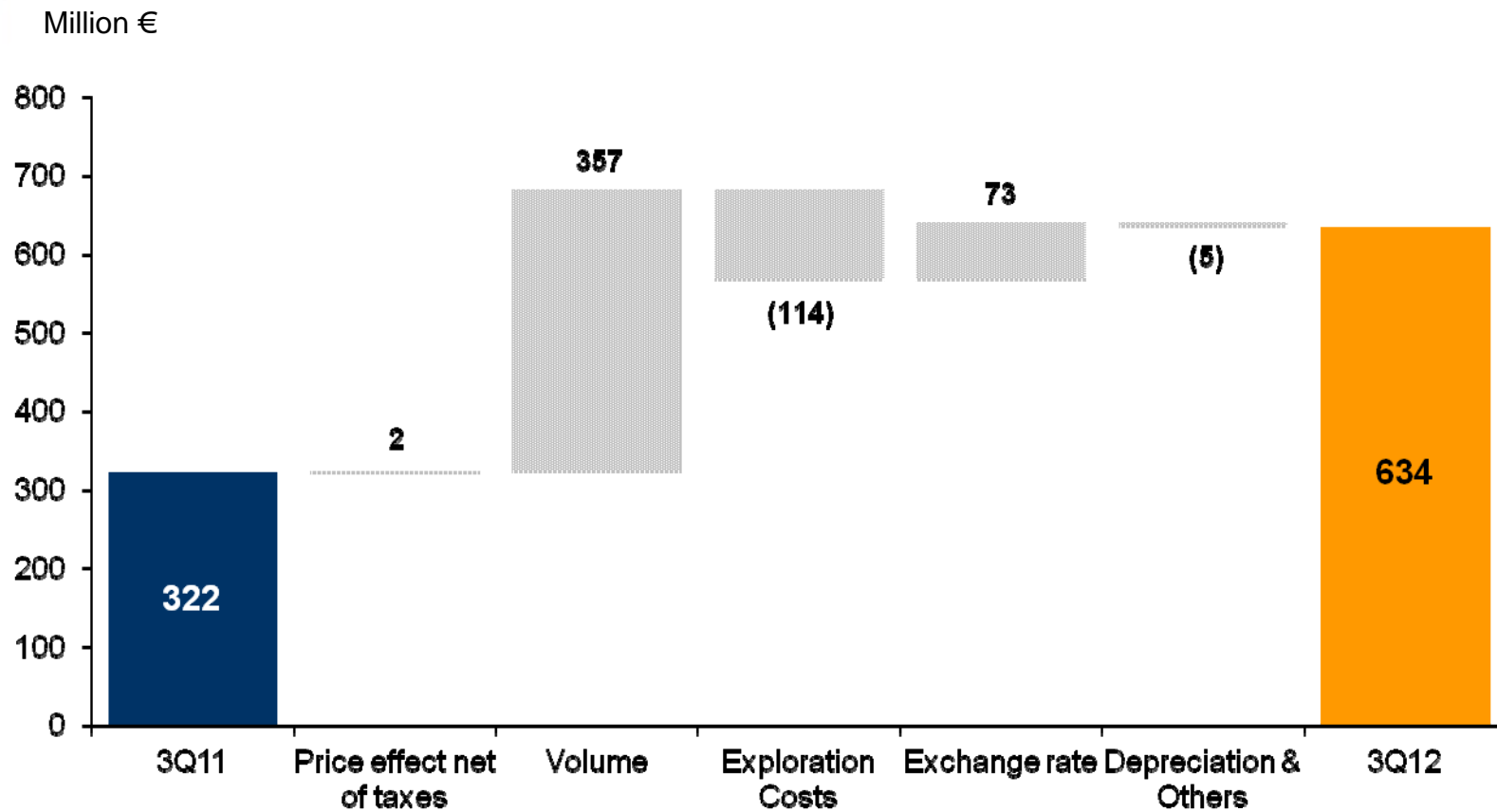


### CCS Adjusted Net Income



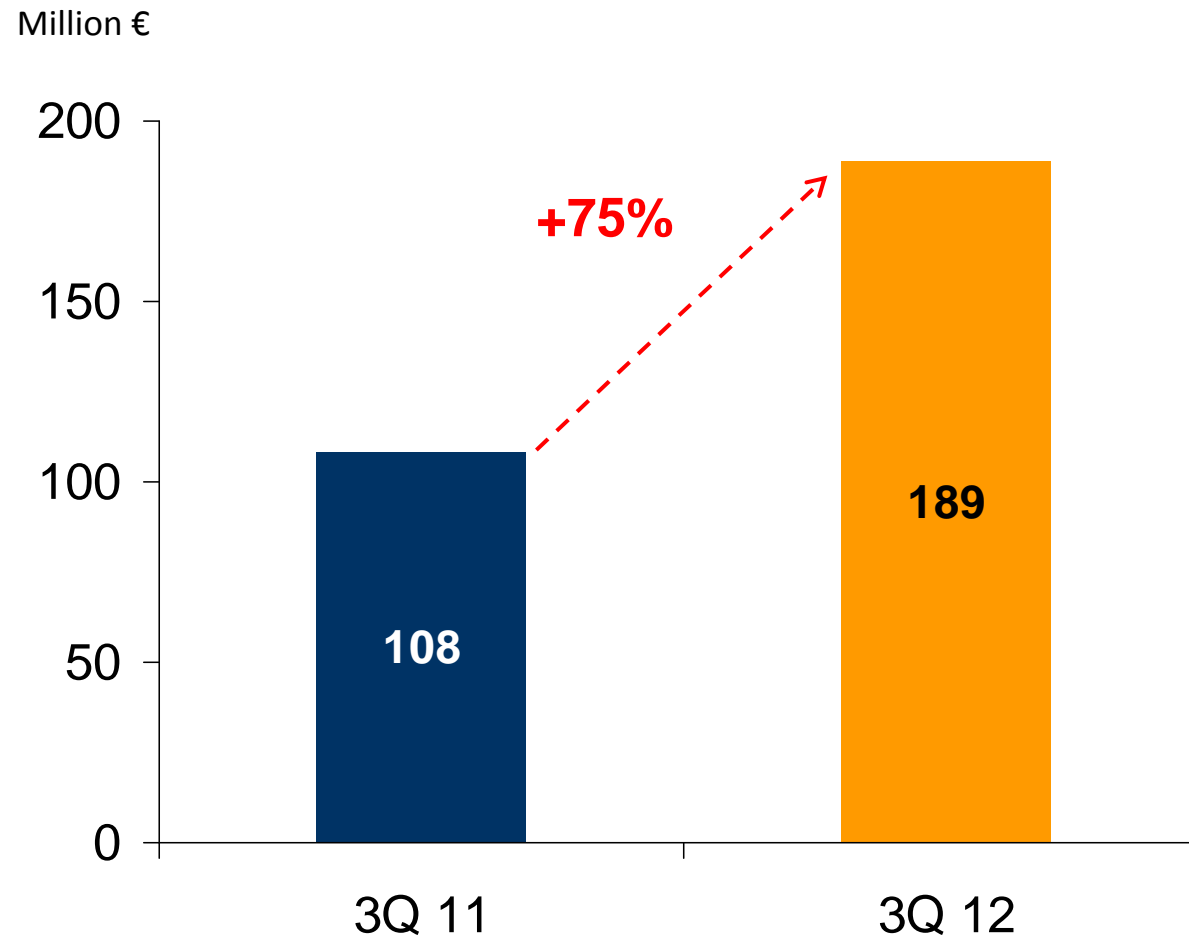
# 3Q 2012 Upstream

## Adjusted Operating Income



# LNG

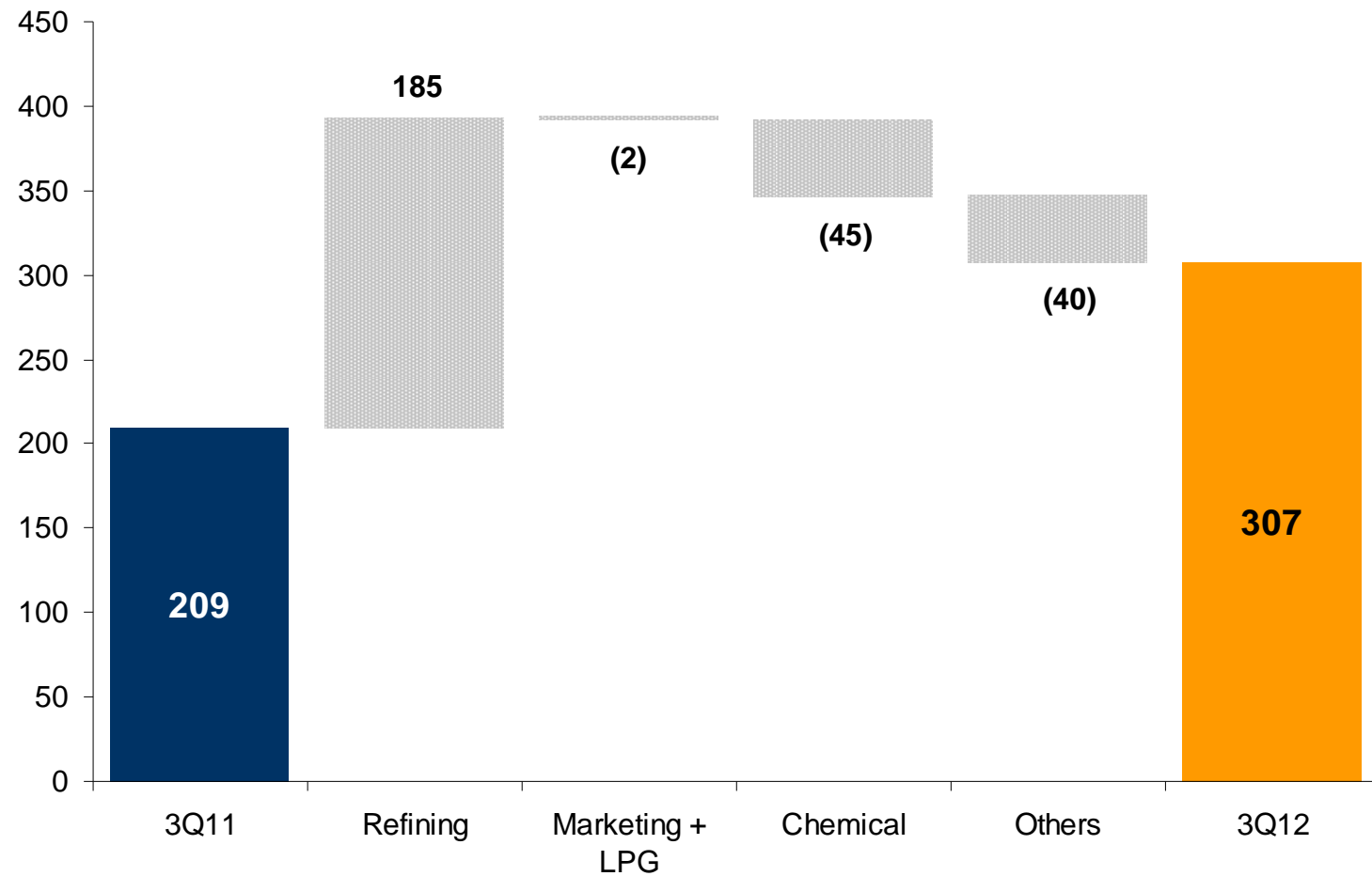
## Adjusted Operating Income



# 3Q 2012 Downstream

## Adjusted Operating Income

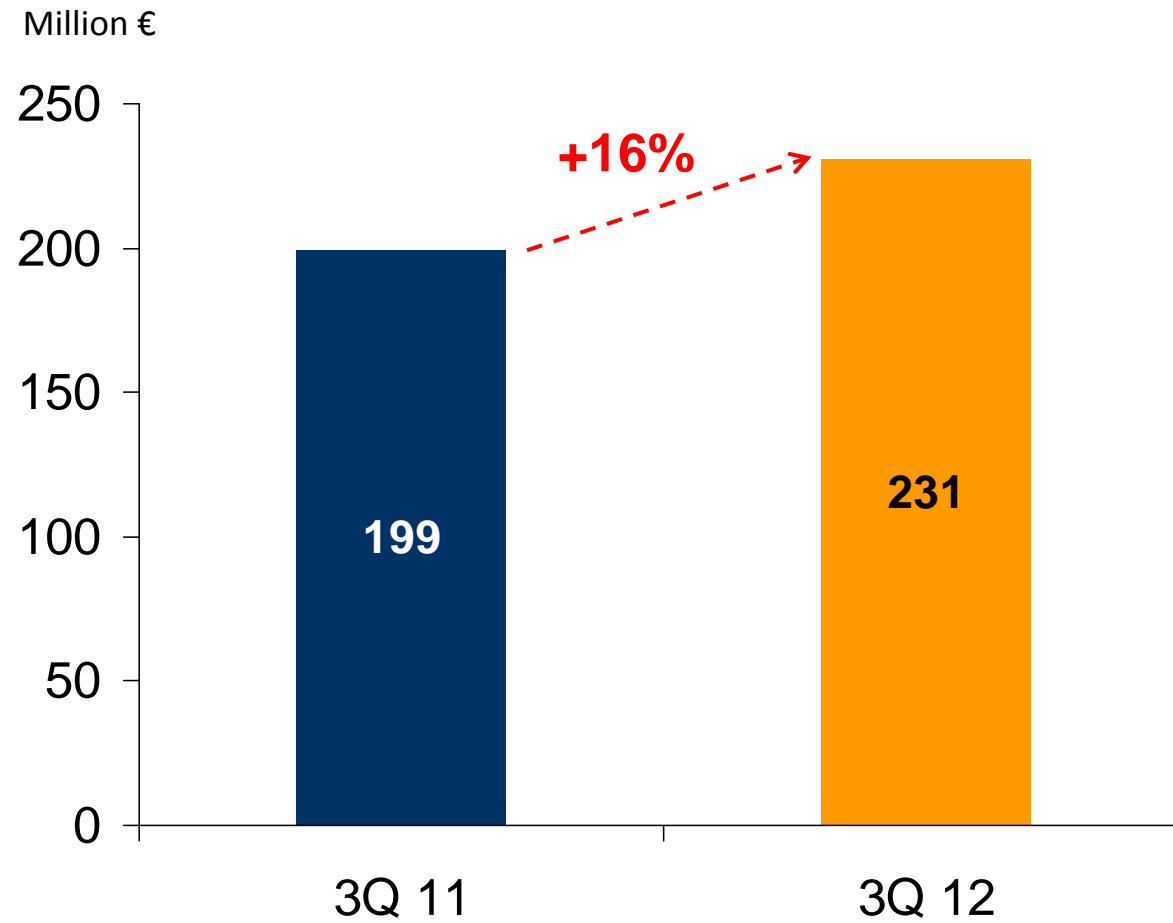
Million €





# Gas Natural

## Adjusted Operating Income



# Q&A Session



# Third Quarter 2012 Results

**WEBCAST – CONFERENCE CALL**  
**November 8<sup>th</sup>, 2012**

Miguel Martínez - CFO

