



2Q23 Results

27 July 2023

Josu Jon Imaz
CEO



Disclaimer

ALL RIGHTS ARE RESERVED
©REPSOL,S.A. 2023

This document contains information and statements that constitute forward-looking statements about Repsol. Such estimates or projections may include statements about current plans, objectives and expectations, including statements regarding trends affecting Repsol's financial condition, financial ratios, operating results, business, strategy, geographic concentration, production volumes and reserves, capital expenditures, cost savings, investments and dividend policies. Such estimates or projections may also include assumptions about future economic or other conditions, such as future crude oil or other prices, refining or marketing margins and exchange rates. Forward-looking statements are generally identified by the use of terms such as "expects," "anticipates," "forecasts," "believes," "estimates," "appreciates" and similar expressions. Such statements are not guarantees of future performance, prices, margins, exchange rates or any other event, and are subject to significant risks, uncertainties, changes and other factors that may be beyond Repsol's control or may be difficult to predict. Such risks and uncertainties include those factors and circumstances identified in the communications and documents filed by Repsol and its subsidiaries with the Comisión Nacional del Mercado de Valores in Spain and with the other supervisory authorities of the markets in which the securities issued by Repsol and/or its subsidiaries are traded. Except to the extent required by applicable law, Repsol assumes no obligation - even when new information is published, or new facts are produced - to publicly report the updating or revision of these forward-looking statements.

This document mentions resources which do not constitute proved reserves and will be recognized as such when they comply with the formal conditions required by the system "SPE/WPC/AAPG/SPEE Petroleum Resources Management System" (SPE-PRMS) (SPE – Society of Petroleum Engineers).

In October 2015, the European Securities Markets Authority (ESMA) published its Guidelines on Alternative Performance Measures (APMs). The guidelines apply to regulated information published on or after July 3, 2016. With effect from January 1, 2023, Repsol has revised its financial information reporting model. More details about said change and all the information and breakdowns relative to the APMs used in this presentation are available on Repsol's [website](#).

This document does not constitute an offer or invitation to purchase or subscribe securities, pursuant to the provisions of the Spanish Law 6/2023, of March 17, of the Securities Markets and Investment Services and its implementing regulations. In addition, this document does not constitute an offer to purchase, sell, or exchange, neither a request for an offer of purchase, sale or exchange of securities in any other jurisdiction.

The information contained in the document has not been verified or revised by the Auditors of Repsol.

Agenda

01. Key messages
02. Divisional performance
03. Financial results
04. Outlook

Key messages of 2Q23

Solid results and cash flow generation. Confirmed shareholder distributions for 2023



€827 M

Adjusted Income

-56% vs 1Q23
-62% vs 2Q22

€1.7 B

CFFO

-7% vs 1Q23
-8% vs 2Q22

€0.8 B

Net Debt

-9% vs Mar'23
-65% vs Dec'22

2.8%

Gearing

-5.2 p.p. vs Dec'22

Strong quarter in a normalized macro environment

- Softer gas prices in North America
- Operational performance in-line with FY expectations
- Refining margins above previous cycles
- Agreement to settle **Addax litigation**

Delivering on shareholder remuneration commitments

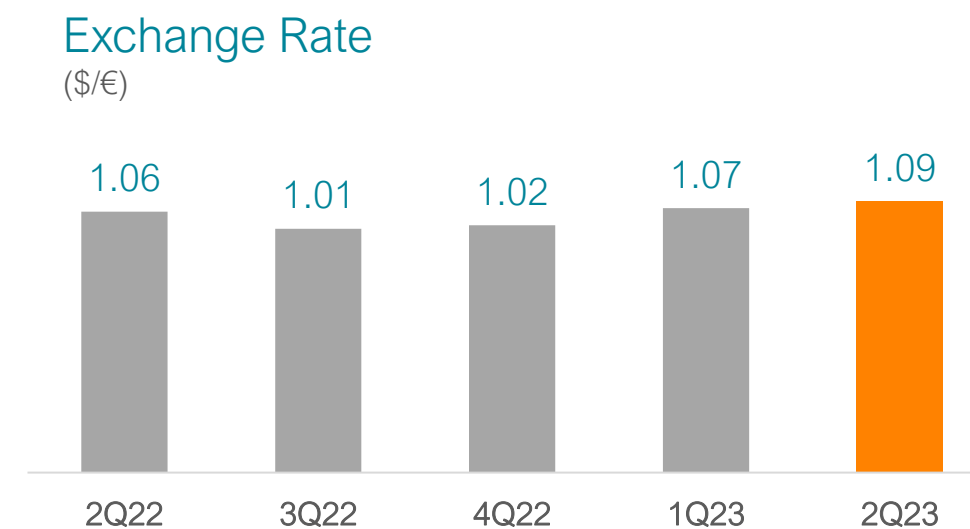
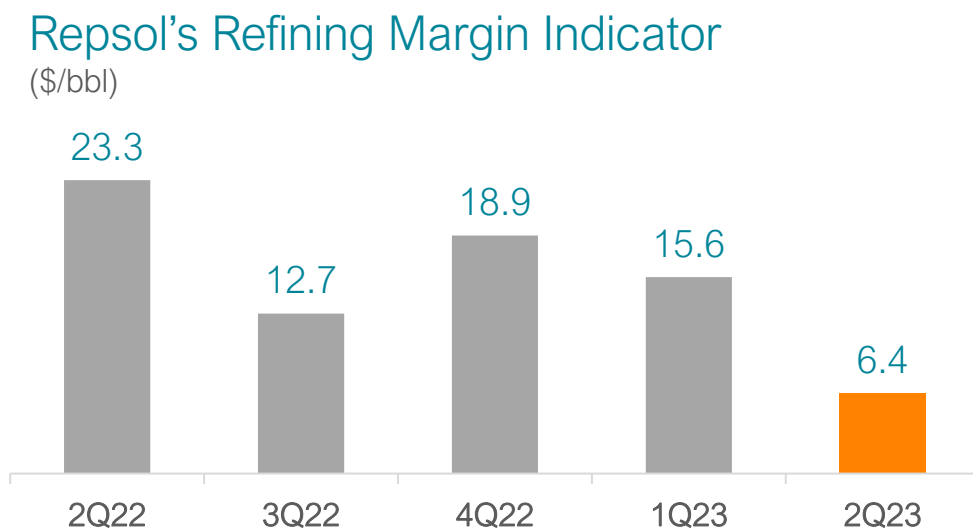
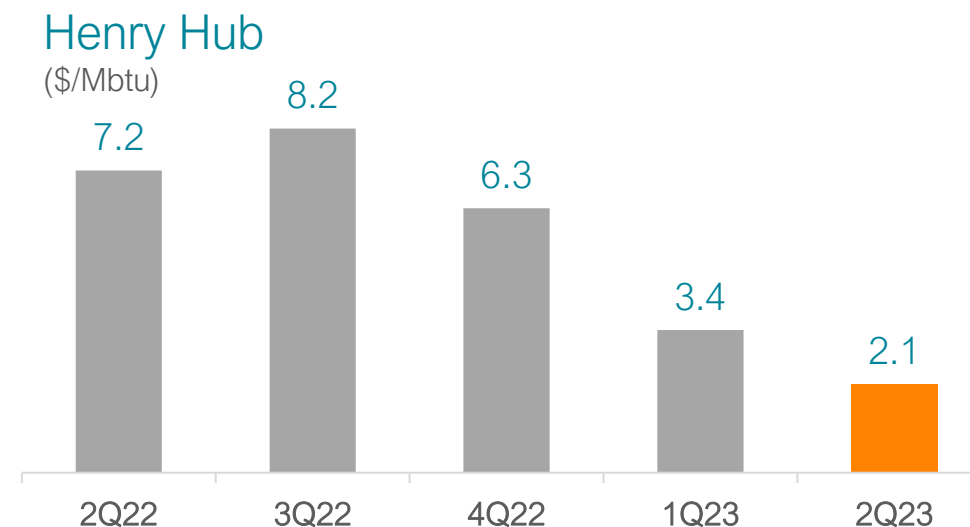
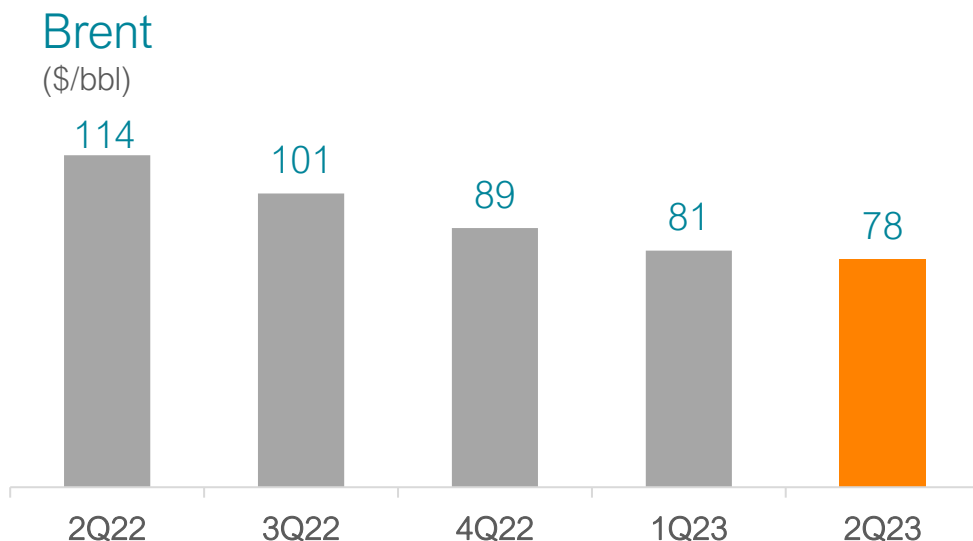
- Additional 60 M shares capital reduction before end-2023
- 110 M shares to be canceled in 2023 and 310 M shares in 2022-2023
- Total shareholder distributions of ~ €2.4 B in 2023

Accelerating transformation

- Strategic update in 1Q24

Market Environment

Energy markets gradually adjusting to the economic context



Note: all figures are averages




Upstream

Production in-line with guidance. Progress in strategic projects



Production 2Q23 vs 1Q23

(Kboe/d)



Production 2Q23 vs 2Q22

(Kboe/d)



Higher production y-o-y:

New wells in **unconventionals**, acquired assets in **Eagle Ford**, and higher production in **Libya** and **Venezuela**

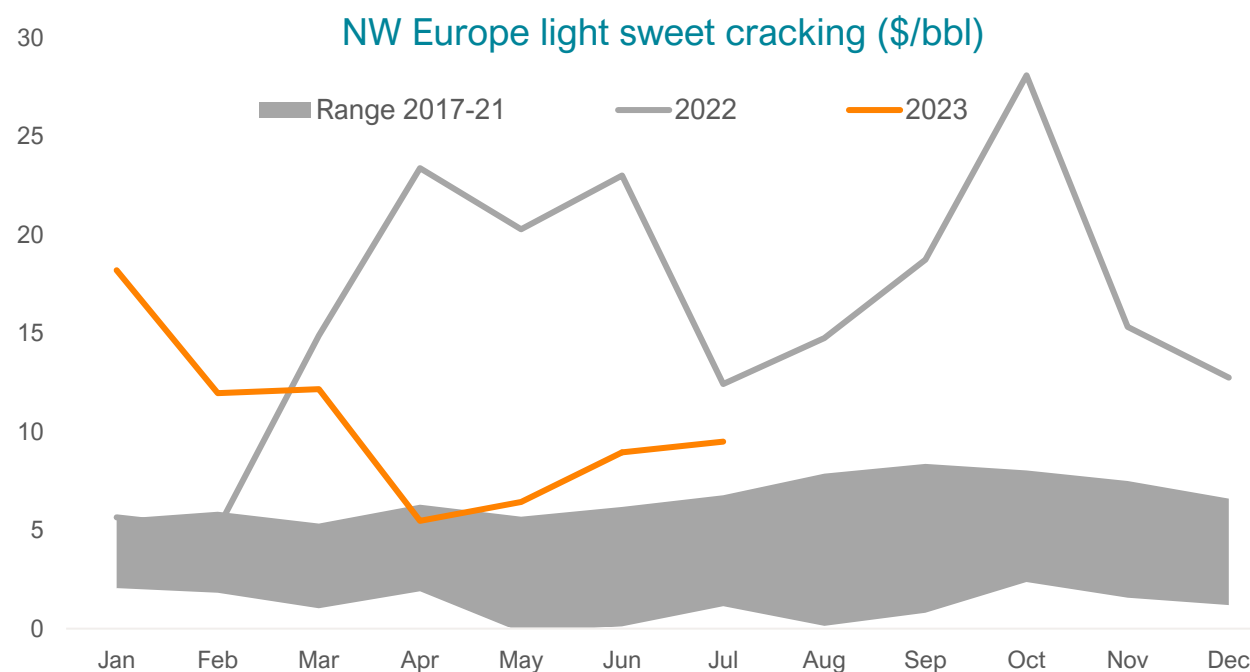
Development activity focused on efficient delivery of key growth projects:

- FID Campos-33 (Brazil): 25 Kboe/d net in 2028
- Increased stake in **Blacktip** (GoM) to 50%
- Consolidating **US** as key growth area
- Flexibility in **unconventionals**

Agreement with Sinopec:

- Repsol to consolidate 100% of UK JV
- Production 40 Kboe/d net
- \$1.1 B estimated net cash flow impact

Refining



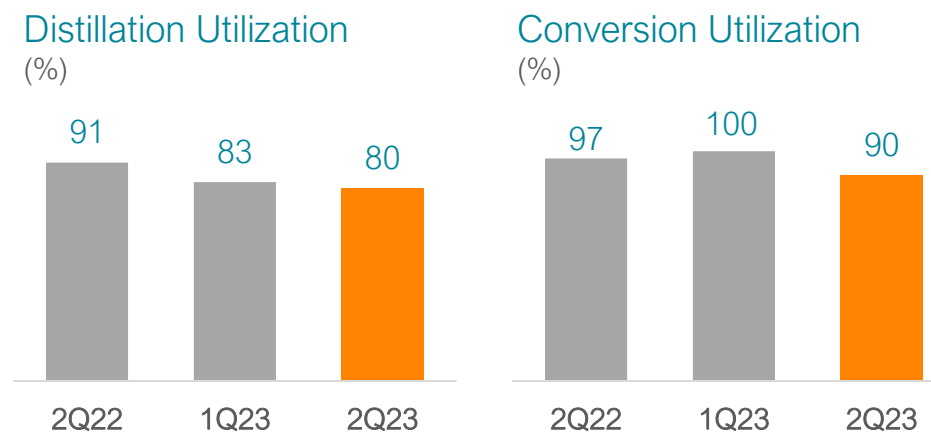
Source: International Energy Agency, Bloomberg and Economic Research Department of Repsol

Less favorable environment in 2Q23 due to the narrowing of middle-distillate spreads

2Q23 margin premium negatively impacted by maintenance in Cartagena and A Coruña

Gradual recovery of margins since April

Completed planned turnaround schedule for 2023, maximizing plant availability for 2H23

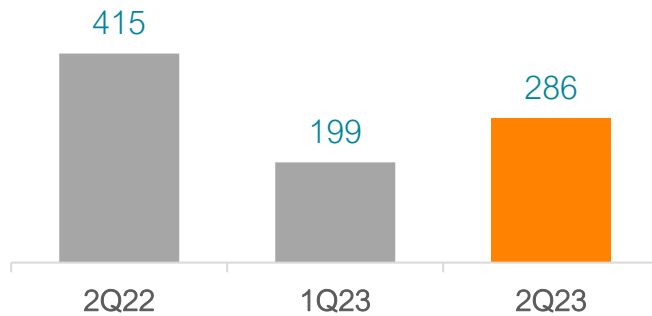


Chemicals

Ongoing weak demand in 2Q23 due to lower seasonal push in some sectors

Expect industry to focus on inventory management in 2H23, limiting plant operating rates

Repsol's Chemical Margin Indicator (€/t)



Transformation

Green H2:

- EU grants €63 M for 150 MW electrolyzer in Tarragona

SAF:

- Partnerships with Ryanair, Gestair and Vueling for the supply of Sustainable Aviation Fuel

Renewable diesel:

- FID for the retrofit of Puertollano unit. 200 Ktn/y HVO production by 2025
- 100% renewable net-zero emissions fuel to be offered in Repsol's Service Stations



Customer

Expected record EBITDA in 2023 highlights resilience of commercial businesses



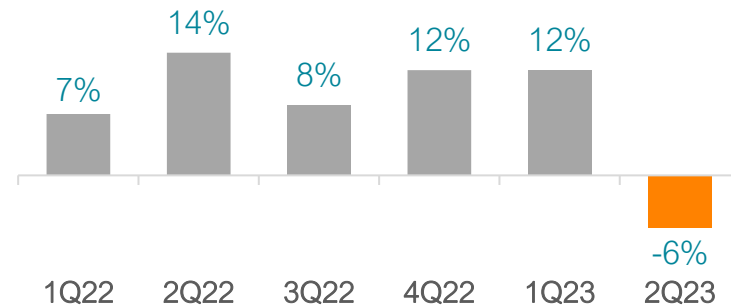
Mobility

Higher margins due to no compulsory discounts in 2023, partially compensated by lower sales

New multi-energy commercial offering in Spain

Waylet digital app reaches 6.4 M clients. Targeting 8 M digital clients in 2025

Y-o-Y sales in Service Stations (Spain) (%)



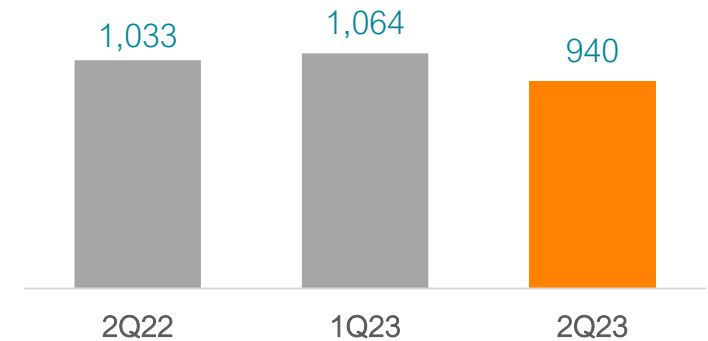
Retail Electricity and Gas

Lower cost of energy sourcing due to decrease of electricity and gas prices in Spain

>300 k new clients after closing the acquisition of 50% of CHC Energía

Reached strategic objective of 2 M retail E&G customers by 2025

Electricity Commercialization* (GWh)



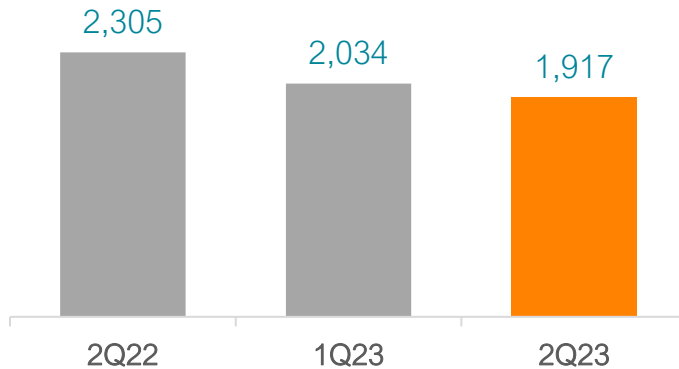
*Estimated. Data for Spain

Low Carbon Generation

On-track to reach 2.7 GW of installed generation capacity by the end of 2023



Repsol's Electricity Generation (GWh)



Renewable Generation Capacity

2 GW in operation

1.2 GW under construction

Project development

Chile:

- Start-up 1st phase of Elena, Repsol's first solar farm in the country
- Reaching >200 MW total installed generation capacity (Atacama and Cabo Leones wind + Elena solar)

United States:

- Start-up of Frye solar project (Texas) expected in 3Q23

Spain:

- €575 M loan from the European Investment Bank to develop Repsol's pipeline in Spain





Financial results

2Q23 Results



Results (€ Million)	2Q23	1Q23	2Q22	1H23	1H22
Upstream	410	474	947	884	1,678
Industrial	344	1,279	1,192	1,623	1,427
Customer	148	174	57	322	152
Low Carbon Generation	12	34	50	46	78
Corporate and Others	(87)	(70)	(82)	(157)	(111)
Adjusted Income	827	1,891	2,164	2,718	3,224
Inventory effect	(234)	(271)	546	(505)	1,241
Special items	(225)	(442)	(1,537)	(667)	(1,878)
Non-controlling interests	(60)	(66)	(26)	(126)	(48)
Net Income	308	1,112	1,147	1,420	2,539

Financial data (€ Million)	2Q23	1Q23	2Q22	1H23	1H22
EBITDA	1,607	2,696	4,635	4,303	8,019
EBITDA CCS	1,921	3,061	3,902	4,982	6,358
Operating Cash Flow	1,695	1,827	1,839	3,522	2,930
Net Debt	797	880	5,031	797	5,031

Outlook 2023

Confirmed shareholder distributions of ~ €2.4 B in 2023

Refining margin indicator

9 \$/bbl

Sustained middle-distillate spreads, strong gasoline cracks and lower energy costs

Upstream production

590 - 610 Kboe/d

600 Kboe/d YTD

Cash Flow from Operations

~ €7 B
vs ~ €8 B before

80 \$/bbl Brent (Unchanged)
3 \$/Mbtu Henry Hub (vs 4 \$/Mbtu before)
Lower Chemicals, Maxus, f/x

~ €2.4 B total shareholder remuneration

Shareholder remuneration

>30 % CFFO
vs upper end 20-30% CFFO

+11% dividend vs 2022 to 0.70 €/share

Additional 60 M shares to be canceled before year end, for a total 110 million shares canceled in 2023

Organic Capex

~ €5 B

35% Low Carbon initiatives



Conclusions

Accelerated delivery towards strategic objectives

- **Sustainable and profitable:** delivering improved results and cash generation in less supportive scenario
- **Balanced company:** investing in legacy assets to support cash flow and in our transformation to guarantee future
- **All business verticals delivering** according to expectations for 2023. Refining margins remain at healthy levels
- **Solid financial frame and capital discipline** to face volatility in the commodity cycle
- **Confirmed shareholder remuneration commitments for 2023.** Total distributions of ~ €2.4 B (>30% of 2023e CFFO)
- **Strategic Update** in 1Q24

Leading the
journey

to an ambitious
destination



2Q23 Results

27 July 2023

Repsol Investor Relations
investor.relations@repsol.com
www.repsol.com

